

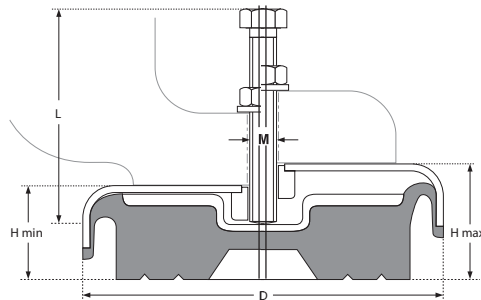
Nivelleerbare machinevoeten

type GMT

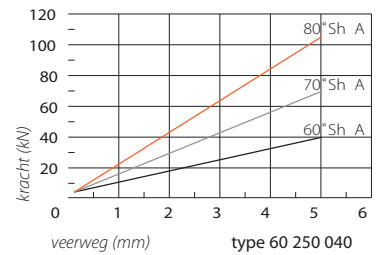
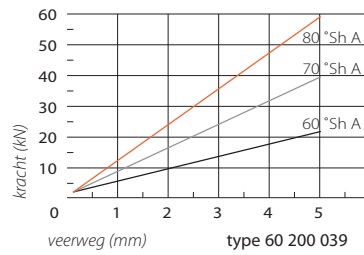
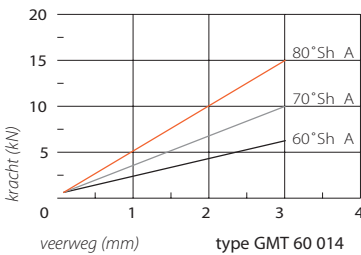
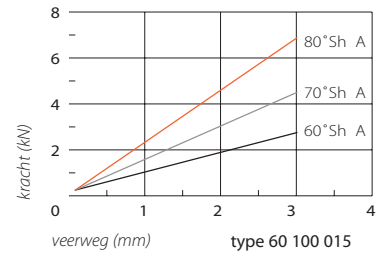
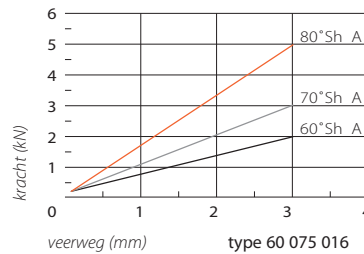
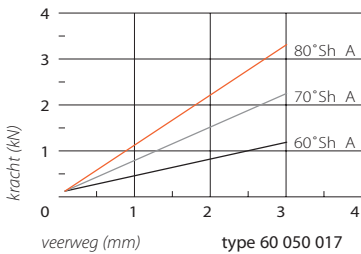
Art.Code	D (mm)	H min-max (mm)	M (mm)	L (mm)
60050017	50	21 - 27	M10 x 1,0	60
60075016	75	25 - 31,5	M12 x 1,25	80
60100015	100	35 - 41,5	M16 x 1,5	100
60150014	150	45 - 52,5	M20 x 1,5	120
60200039	200	45 - 53	M20 x 1,5	120
60250040	250	50 - 58	M24 x 1,5	200

Uitvoering: Nivelleerbare machinevoeten.
Spindeldraad: metrisch fijn.

H = hoogte (minimaal - maximaal)
 D = diameter
 M = spindelmaat
 L = spindellengte



Technische gegevens Nivelleerbare machinevoeten type GMT (metrisch fijn)



Technische gegevens

type GMT

Art.Code	Hardheid (Shore A)	Stat.+dynamische belasting max (N)	Stotende belasting (N)		
			200 slagen/min.	150 slagen/min.	< 100 slagen/min.
60050017	60°	1400
	70°	2500
	80°	4000
60075016	60°	2450	440	650	1150
	70°	3300	580	850	1500
	80°	6600	1170	1700	3000
60100015	60°	3550	630	900	1600
	70°	5200	930	1330	2400
	80°	8800	1750	2500	4500
60150014	60°	7050	1300	1800	3250
	70°	8650	1550	2200	4000
	80°	15500	2800	4000	7200
60200039	60°	21500	3200	5300	10000
	70°	34500	5900	8600	15000
	80°	59000	11000	17000	28000
60250040	60°	36500	5250	9000	16000
	70°	47000	8800	12500	23000
	80°	70500	16000	23000	39000

Art.Code.	Hardheid (Shore A)	Vlakslijpmachines Draaibanken (N)	Frees machines (N)	Roterende slijpmachines (N)	Algemene machinebouw (N)
60050017	60°	450	650	900	1000
	70°	700	1050	1350	1750
	80°	1100	1650	2350	2900
60075016	60°	630	950	1260	1850
	70°	830	1250	1600	2450
	80°	1570	2500	3350	5000
60100015	60°	900	1350	1800	2650
	70°	1300	2000	2600	3900
	80°	2500	3750	5000	6850
60150014	60°	1800	2700	3600	5300
	70°	2200	3300	4400	6500
	80°	4000	6000	8000	12000
60200039	60°	5000	8000	10000	15500
	70°	8000	12000	17000	24500
	80°	17000	24000	30000	46000
60250040	60°	9000	13000	9000	26500
	70°	12000	18000	12500	37000
	80°	23000	32000	23000	64000